

STONE 101

• AN INTRODUCTION TO NATURAL STONE •

PAGE 1 OF 5



KIRBY
STONE COMPANY

1300 Rollingbrook, Ste 500
Baytown, Texas 77521
Main: 281.427.7990
Fax: 281.427.6974

Call Toll Free:
1.800.460.3584

Contacts:

Bo Cox
bo@kirbystone.com

Doug Cox - Operations
doug@kirbystone.com

Chris Grizzaffi - Sales
mobile: 281.917.1755
chris@kirbystone.com

William Kelley - Quarry
Manager (Lometa, TX)
william@kirbystone.com

Blake Cox - Quarry Manager
(Salado, TX)
blake@kirbystone.com

• BENEFITS OF NATURAL STONE •

When beginning a new project, whether it entails new construction of a residential or commercial development or the renovation of a pre-existing project, perhaps a patio or fireplace, the use of natural stone grants the user the benefit of several characteristics and qualities that will distinguish your project and provide you with the satisfaction of a high-quality finished product.

Unique

Natural stone is manufactured by the earth itself, and the aesthetics of the stone are often affected by the weather and other conditions, making most stone unique to the region in which it is quarried. Every slab of natural stone has characteristics distinctive to that particular stone. The benefit of such a characteristic ensures an appearance that is truly one of a kind.

Enduring

The earth produces natural stone over a period of millions of years, and stone is featured in some of the largest architectural feats in history, including the Alamo, the pyramids of Egypt (limestone) and many other projects from the beginning of civilization to modern times. When using natural stone, you can be assured your project will endure several lifetimes.



Timeless

Utilizing natural stone promotes a distinct sustained resource that provides depth and contrast to the design aspects of a project. The durability and strength of natural stone and the variations of colors and textures contribute to a wealth of design ideas that will outlast any construction fad and withstand the test of time.

(continued on Page 2)

STONE 101

• AN INTRODUCTION TO NATURAL STONE •

PAGE 2 OF 5

Beautiful

When thinking about natural stone's qualities, no one characteristic is more vital than the stone's beauty. This trait is the sum total of natural stone's unique, enduring and timeless qualities. The variation in texture and color from one stone to the next, the stone's innate ability to endure and the intrinsic value of a design that promotes aesthetics from era to era all prove natural stone to be an asset to any project.



• NATURAL STONE FUNDAMENTALS •

All of the products Kirby Stone Company provides are classified as sedimentary rock, a class of stone deriving from the break-up of pre-existing rock and other organic elements of the earth. As these broken pieces accumulate over time, they form rock beds, and after millions of years of pressure and heat from the earth, the pieces bond together. The end product varies and can be identified by the unique composition of each type.



Limestone

Limestone primarily consists of calcitic material, a noticeably finer grained material including the sediment of marine organisms. These finely-grained materials accumulate to create a smooth, granular surface. Limestone will react to slightly acidic solutions, including vinegar, due to the calcium carbonate within the limestone.



Sandstone

Sandstone is a very durable formation of quartz grains (sand) often bonded together with clay or similar matter from the earth. This type of stone is usually formed in colors similar to those of the earth and sand, including reds, browns and yellows, and any distinguishing characteristics within the color can usually be correlated the region in which the sandstone was found.

Limestone and sandstone are easily distinguishable, as limestone typically possesses a white, chalky appearance, and sandstone more commonly has a grainy appearance with colors closer associated with Autumn and the natural colors of the earth, including browns, yellows and reds.

(continued on Page 3)

STONE 101

• AN INTRODUCTION TO NATURAL STONE •

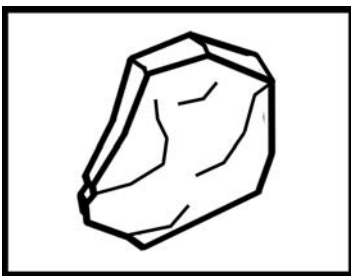

PAGE 3 OF 5

In addition to the differences in their physical appearance, the quarrying process of limestone and sandstone differ as well. Limestone is cut out of the ground with a large Vermeer saw, where it is then broken out of the ground and sawn into the desired face sizes, or heights, and chopped to length. In contrast, sandstone is extracted from the ground in large slabs, where it is further broken down by following the stone's natural veins with pneumatic hammers, sledge hammers and pick axes.

• NATURAL STONE CUTS •

Chopped Stone

Chopped stone material refers to the face and edging of the stone cut. The edging is naturally broken at right angles, but none of the surfaces are smooth. As with most of our product applications, this stone cut is traditionally used as decorative facing material for both internal and external walls, specialty projects and retaining walls. Chopped stone can be used in ashlar, dry-stack and linear masonry patterns.

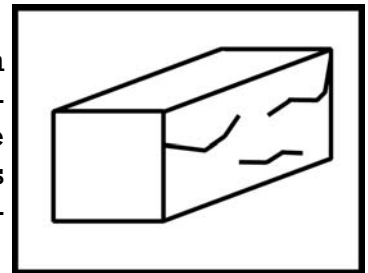


Flagstone

Flagstone is easily distinguished by the irregularity in the product's shape. Flagstone is broken into irregular pieces by hammering the stone's natural veins, and the end result can have many sides. Flagging exposes the top or "natural" face of the stone and is commonly used in building exteriors, patios and retaining walls. Masons can lay flagstone "as is" in a random pattern as well as dry-stacking.

Sawn Stone

Sawn stone product is very similar to chopped stone; however, sawn stone is cut precisely with a saw, rather than chopped. Clients seeking complete uniformity of their stone often utilize the saw to cut the tops and bottoms to specific heights. One may also saw all six sides to achieve a completely unique look. Sawn stone can be used in ashlar, dry-stack and linear masonry patterns.

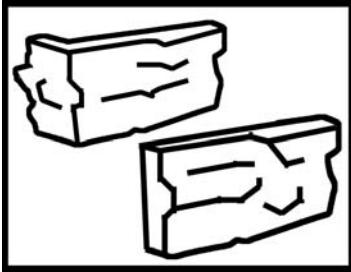


(continued on Page 4)

STONE 101

• AN INTRODUCTION TO NATURAL STONE •

PAGE 4 OF 5



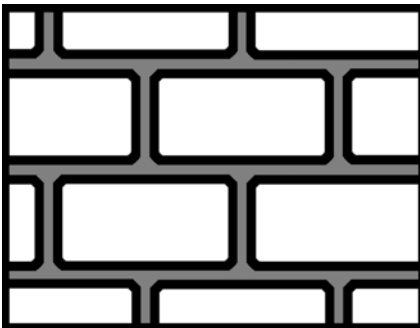
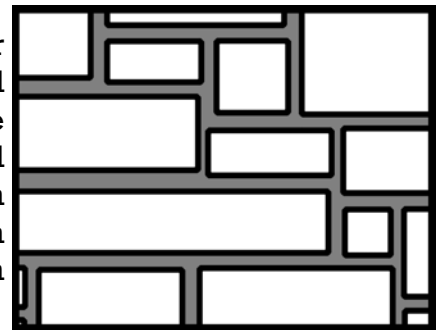
Thin Veneer

Thin Veneer Stone is an alternative to regular stone products, as it provides a thin product, creating an opportunity for more square feet within a house by eliminating a brick ledge for typical exterior masonry products. Thin veneer is typically three-quarters to 1.25" thick and can be used for both interior and exterior walls as well as specialty projects, including fireplaces.

• MASONRY PATTERNS •

Ashlar Pattern

While ashlar can have the same definition as chopped stone, or a stone square or rectangle in shape, it also describes a method of laying the stone. The ashlar masonry pattern consists of the laying random selection of chopped stone both horizontally and vertically with mortar joints separating each stone. The pattern displayed to the right is an example of chopped stone layed in an ashlar pattern. The ashlar technique can be used with both chopped and sawn stone products.

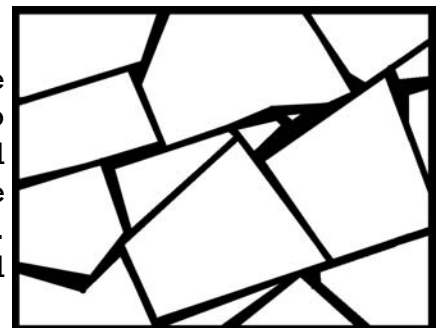


Linear Pattern

The linear masonry method is one of the most popular masonry methods used...with BRICK. However, natural stone can be utilized in the same manner. The linear pattern consists of the stone being laid horizontally, in a straight coursing. Similar to the ashlar method, linear masonry is ideally utilized with chopped and sawn stone. The irregular shape of flagstone does not allow for the consistent linear appearance.

Dry-stack Pattern

The dry-stack masonry method is described exactly as its title sounds. When laying stone in a dry-stack formation, little to no mortar in the joints between two stones. Often, mortar is used behind the stone, or in the deep recesses of the joint, to give the illusion that the stones are simply stacked on top of one another. The dry-stack technique will typically be utilized with chopped stone and flagstone products.



STONE 101

• AN INTRODUCTION TO NATURAL STONE •

PAGE 5 OF 5

• IN CONCLUSION •

The team at Kirby Stone Company, LLC hopes **Stone 101** has been a beneficial tool in helping you understand what natural stone is and what you can expect by using sandstone or limestone on your next project.

Utilizing natural stone in an upcoming project offers you the ability to create a friendly and welcoming aesthetic environment with a unique and long-lasting product, whether it is a commercial development, a new home, a do-it-yourself project or something completely different.

Working with Kirby Stone Company on your natural stone project will ensure you the high-quality material and workmanship, as well as the excellent customer service, you should expect from your natural stone distributor.

We look forward to working with you!



• CONTACT KIRBY STONE •

Still haven't answered your question?

We are confident our website will answer any other questions you might have by guiding you through Kirby Stone Company's history as a natural stone supplier, the variety of products, colors and blends we offer and the color and style availability of each product.

Please refer to our **Specifications** page for a downloadable page including detailed information regarding stone dimensions and coverage details, as well as the style availability of each of our natural stone blends.

If the information provided in Kirby Stone Company's website still failed to answer your questions regarding natural stone, please feel free to contact us at info@kirbystone.com.